

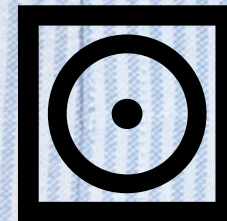
# MEDIDAS



Máximo a 30°



No usar cloro



Secado en baja  
temperatura



Planchado a  
temperatura media

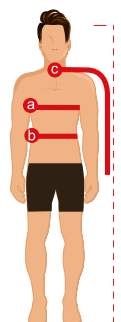
## CAMISA DE CABALLERO CC | CL

\*TODAS LAS MEDIDAS SON EN PULGADAS


PUNTO DE MEDICIÓN	TOLERANCIA +/-	2XS	XS	S	M	L	XL	2XL	3XL	4XL
		32	34	36	38	40	42	44	46	48
PECHO	<b>a</b> 1/2P	38 <sup>1/2P</sup> - 39 <sup>1/2P</sup>	39 <sup>1/2P</sup> - 41 <sup>1/2P</sup>	41 <sup>1/2P</sup> - 43 <sup>1/2P</sup>	43 <sup>1/2P</sup> - 46 <sup>1/2P</sup>	46 <sup>1/2P</sup> - 48 <sup>1/2P</sup>	48 <sup>1/2P</sup> - 51 <sup>1/2P</sup>	51 <sup>1/2P</sup> - 54 <sup>1/2P</sup>	54 <sup>1/2P</sup> - 58 <sup>1/2P</sup>	58 <sup>1/2P</sup> - 62 <sup>1/2P</sup>
CINTURA	<b>b</b> 1/2P	38 <sup>1/2P</sup> - 39 <sup>1/2P</sup>	39 <sup>1/2P</sup> - 41 <sup>1/2P</sup>	41 <sup>1/2P</sup> - 43 <sup>1/2P</sup>	43 <sup>1/2P</sup> - 46 <sup>1/2P</sup>	46 <sup>1/2P</sup> - 48 <sup>1/2P</sup>	48 <sup>1/2P</sup> - 51 <sup>1/2P</sup>	51 <sup>1/2P</sup> - 54 <sup>1/2P</sup>	54 <sup>1/2P</sup> - 58 <sup>1/2P</sup>	58 <sup>1/2P</sup> - 62 <sup>1/2P</sup>
LARGO MANGA CENTRO CL	<b>c</b> 1/2P	32P - 32 <sup>1/2P</sup>	32 <sup>1/2P</sup> - 33P	33 <sup>1/4P</sup> - 33 <sup>3/4P</sup>	34P - 34 <sup>1/2P</sup>	35P - 35 <sup>1/2P</sup>	36P - 36 <sup>1/2P</sup>	36 <sup>1/2P</sup> - 37P	37P - 37 <sup>1/2P</sup>	37 <sup>3/4P</sup> - 38 <sup>1/4P</sup>

## BLUSA DE DAMA | DCP, D3/4P y DLP

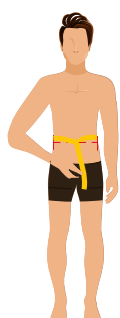
PUNTO DE MEDICIÓN	TOLERANCIA +/-	2XS	XS	S	M	L	XL	2XL	3XL	4XL
		13		5	7	9	11	13	15	17
PECHO	<b>a</b> 1/2P	34 <sup>1/2P</sup> - 35 <sup>1/2P</sup>	35 <sup>1/2P</sup> - 37P	37P - 39P	39P - 42P	42P - 44P	44P - 46P	46P - 49 <sup>1/2P</sup>	49 <sup>1/2P</sup> - 53 <sup>1/2P</sup>	53 <sup>1/2P</sup> - 57 <sup>1/2P</sup>
CINTURA	<b>b</b> 1/2P	29 <sup>1/2P</sup> - 30 <sup>1/2P</sup>	30 <sup>1/2P</sup> - 32 <sup>1/2P</sup>	32 <sup>1/2P</sup> - 34 <sup>1/2P</sup>	34 <sup>1/2P</sup> - 37P	37P - 39P	39P - 41 <sup>1/2P</sup>	41 <sup>1/2P</sup> - 46 <sup>1/2P</sup>	46 <sup>1/2P</sup> - 50 <sup>1/2P</sup>	50 <sup>1/2P</sup> - 55 <sup>1/2P</sup>
LARGO MANGA CENTRO DLP	<b>c</b> 1/2P	30 <sup>1/2P</sup> - 31P	31P - 31 <sup>1/2P</sup>	31 <sup>1/2P</sup> - 32P	32 <sup>1/4P</sup> - 32 <sup>3/4P</sup>	32 <sup>3/4P</sup> - 33 <sup>1/4P</sup>	33 <sup>1/4P</sup> - 33 <sup>3/4P</sup>	33 <sup>3/4P</sup> - 34 <sup>1/4P</sup>	34 <sup>1/4P</sup> - 34 <sup>3/4P</sup>	34 <sup>3/4P</sup> - 35 <sup>1/4P</sup>



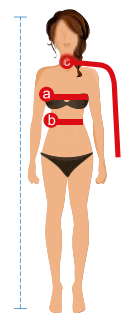
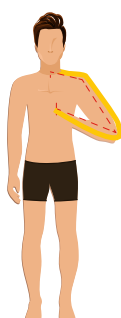
PECHO



CINTURA



LARGO MANGA



PECHO



CINTURA

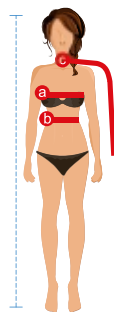


LARGO MANGA CENTRO

TOPS

PUNTO DE MEDICIÓN	TOLERANCIA +/-	2XS	XS	S	M	LX	L	2XL
PECHO	<b>a</b> 1/2P	35 <sup>1/2P</sup> - 37 <sup>1/2P</sup>	37 <sup>1/2P</sup> - 39 <sup>1/2P</sup>	39 <sup>1/2P</sup> - 41 <sup>1/2P</sup>	41 <sup>1/2P</sup> - 43 <sup>1/2P</sup>	43 <sup>1/2P</sup> - 45 <sup>1/2P</sup>	45 <sup>1/2P</sup> - 47 <sup>1/2P</sup>	47 <sup>1/2P</sup> - 49 <sup>1/2P</sup>
CINTURA	<b>b</b> 1/2P	33 <sup>1/2P</sup> - 35 <sup>1/2P</sup>	35 <sup>1/2P</sup> - 37 <sup>1/2P</sup>	37 <sup>1/2P</sup> - 39 <sup>1/2P</sup>	39 <sup>1/2P</sup> - 41 <sup>1/2P</sup>	41 <sup>1/2P</sup> - 43 <sup>1/2P</sup>	43 <sup>1/2P</sup> - 45 <sup>1/2P</sup>	45 <sup>1/2P</sup> - 47 <sup>1/2P</sup>
LARGO MANGA CENTRO	<b>c</b> 1/2P	30 <sup>1/2P</sup> - 31 <sup>P</sup>	31 <sup>P</sup> - 31 <sup>1/2P</sup>	31 <sup>1/2P</sup> - 32 <sup>1/8P</sup>	32 <sup>1/8P</sup> - 32 <sup>3/4P</sup>	32 <sup>3/4P</sup> - 33 <sup>1/4P</sup>	33 <sup>1/4P</sup> - 33 <sup>3/4P</sup>	33 <sup>3/4P</sup> - 34 <sup>3/8P</sup>

TOPS



PECHO



CINTURA



LARGO MANGA CENTRO

## ARES PANTALÓN DAMA

TALLA	TOL +/-	1	3	5	7	9	11	13	15	17	19	21	23	25
CINTURA	1/2"	29"	30 1/2"	32"	33 1/2"	35"	36 1/2"	38"	39 1/2"	41"	42 1/2"	44"	45 1/2"	47"
CADERA	1/2"	34 1/4"	35 3/4"	37 1/4"	38 3/4"	40 1/4"	41 3/4"	43 1/4"	44 3/4"	46 1/4"	47 3/4"	49 1/4"	50 3/4"	52 1/4"

## ARES BERMUDA DAMA

TALLA	TOL +/-	1	3	5	7	9	11	13	15	17
CINTURA	1/2"	29 1/2"	31"	32 1/2"	34"	35 1/2"	37"	38 1/2"	40"	41 1/2"
CADERA	1/2"	36"	37 1/2"	39"	40 1/2"	42"	43 1/2"	45"	46 1/2"	48"

## TAURY DAMA

TALLA	TOL +/-	1	3	5	7	9	11	13	15	17	19	21	23	25
CINTURA	1/2"	26 1/2"	28"	29 1/2"	31"	32 1/2"	34"	35 1/2"	37"	38 1/2"	40"	41 1/2"	43 1/2"	44 1/2"
CADERA	1/2"	33 3/4"	35 1/4"	36 3/4"	38 1/4"	39 3/4"	41 1/4"	42 3/4"	44 1/4"	45 3/4"	47 1/4"	48 3/4"	50 1/4"	51 3/4"

## ARES FALDA LÁPIZ

TALLA	TOL +/-	1	3	5	7	9	11	13	15	17	19	21	23	25
CINTURA	1/2"	27"	28 1/2"	30"	31 1/2"	33"	34 1/2"	36"	37 1/2"	39"	40 1/2"	42"	43 1/2"	45"
CADERA	1/2"	33"	34 1/2"	36"	37 1/2"	39"	40 1/2"	42"	43 1/2"	45"	46 1/2"	48"	49 1/2"	51"

## ARES FALDA CORTA

TALLA	TOL +/-	1	357			91	11	31	51	71	92	12	32	5
CINTURA	1/2"	28"	29 1/2"	31"	32 1/2"	34"	35 1/2"	37"	38 1/2"	40"	41 1/2"	43"	44 1/2"	46"
CADERA	1/2"	34"	35 1/2"	37"	38 1/2"	40"	41 1/2"	43"	44 1/2"	46"	47 1/2"	49"	50 1/2"	52"

## ARES PANTALÓN CABALLERO

TALLA	TOL +/-	28	29	30	31	32	33	34	36	38	40	42	44	46	48	50
CINTURA	1/2"	29 1/2"	30 1/2"	31 1/2"	32 1/2"	33 1/2"	34 1/2"	35 1/2"	37 1/2"	39 1/2"	41 1/2"	43 1/2"	45 1/2"	47 1/2"	49 1/2"	51 1/2"
CADERA	1/2"	37"	38"	39"	40"	41"	42"	43"	45"	47"	49"	51"	53"	55"	57"	59"

## ARES BERMUDA CABALLERO

TALLA	TOL +/-	28	29	30	31	32	33	34	36	38	40	42	44	46	48	50
CINTURA	1/2"	29 1/2"	30 1/2"	31 1/2"	32 1/2"	33 1/2"	34 1/2"	35 1/2"	37 1/2"	39 1/2"	41 1/2"	43 1/2"	45 1/2"	47 1/2"	49 1/2"	51 1/2"
CADERA	1/2"	36 1/2"	37 1/2"	38 1/2"	39 1/2"	40 1/2"	41 1/2"	42 1/2"	44 1/2"	46 1/2"	48 1/2"	50 1/2"	52 1/2"	54 1/2"	56 1/2"	58 1/2"

## TITÁN

TALLA	TOL +/-	28	29	30	31	32	33	34	36	38	40	42	44	46	48	50
CINTURA	1/2"	29"	30"	31"	32"	33"	34"	35"	37"	39"	41"	43"	45"	47"	49"	51"
CADERA	1/2"	39"	40"	41"	42"	43"	44"	45"	47"	49"	51"	53"	55"	57"	59"	61"



CINTURA



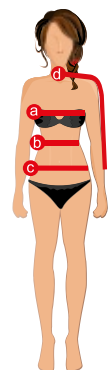
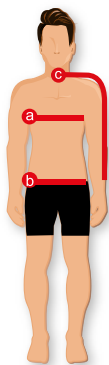
CINTURA



CADERA

BOTTOMS

# POLOS



## POLO KATT CABALLERO

TALLA	TOLERANCIA +/-	2XS	XS	S	M	L	XL	2XL	3XL	4XL
PECHO <b>a</b>	1/2	34 -3 6	37 -39	40- 2	43 -45	46 -4 8	49- 1	52 -54	55 -57	58 -6 0
CINTURA <b>b</b>	1/2	34 -3 6	37 -39	40 -42	43 -45	46 -48	49- 1	52 -5 5	56 -5 7	58 -6 0
MANGAS <b>c</b>	1/4	9 <sup>1/4</sup>	9 <sup>1/2</sup>	9 <sup>3/4</sup>	10	10 <sup>1/4</sup>	10 <sup>1/2</sup>	10 <sup>3/4</sup>	11	11 <sup>1/4</sup>

## POLO KATT DAMA

TALLA	TOLERANCIA +/-	2XS	XS	S	M	L	XL	2XL	3XL	4XL
PECHO <b>a</b>	1/2	32 -33 <sup>1/2</sup>	34 -35 <sup>1/2</sup>	36 -37 <sup>1/2</sup>	38 -39 <sup>1/2</sup>	40 <sup>1/2</sup> -42 <sup>1/2</sup>	44 -45 <sup>1/2</sup>	46 -48 <sup>1/2</sup>	49 <sup>1/2</sup> -52 <sup>1/2</sup>	53 <sup>1/2</sup> -55 <sup>1/2</sup>
CINTURA <b>b</b>	1/2	29 -30 <sup>1/2</sup>	31 -32 <sup>1/2</sup>	33- 5 <sup>1/2</sup>	35 <sup>1/2</sup> -36 <sup>1/2</sup>	37 -39 <sup>1/2</sup>	40 -42 <sup>1/2</sup>	43 -45 <sup>1/2</sup>	46 -4 9 <sup>1/2</sup>	50 -53 <sup>1/2</sup>
CADERA <b>c</b>	1/2	32 -3 3 <sup>1/2</sup>	34 -35 <sup>1/2</sup>	36 -37 <sup>1/2</sup>	38 -39 <sup>1/2</sup>	40 -41 <sup>1/2</sup>	42 -45 <sup>1/2</sup>	46 -48 <sup>1/2</sup>	49 -52 <sup>1/2</sup>	53 -56 <sup>1/2</sup>
MANGAS <b>d</b>	1/4	6 <sup>1/2</sup>	6 <sup>3/4</sup>	7	7 <sup>1/4</sup>	7 <sup>1/2</sup>	7 <sup>3/4</sup>	8	8 <sup>1/4</sup>	8 <sup>1/2</sup>

## POLO NARVI CABALLERO

TALLA	TOLERANCIA +/-	3XS	2XS	XS	S	M	L	XL	2XL	3XL	4XL
PECHO <b>a</b>	1/2	32 -3 3 <sup>1/2</sup>	34 -36	37- 9	40- 2	43 -45	46- 8	49- 1	52 -54	55 -57	58 -60
CADERA <b>b</b>	1/2	32 -3 3 <sup>1/2</sup>	34 -36	37- 9	40- 2	43 -45	46- 8	49 -51	52 5 4	55 5 7	58 -60
MANGAS <b>c</b>	1/4	10	10 <sup>1/4</sup>	10 <sup>1/2</sup>	10 <sup>3/4</sup>	11 <sup>1/2</sup>	11 <sup>3/4</sup>	12	12 <sup>1/4</sup>	13 <sup>1/2</sup>	12 <sup>3/4</sup>

## POLO NARVI DAMA

TALLA	TOLERANCIA +/-	3XS	2XS	XS	S	M	L	XL	2XL	3XL	4XL
PECHO <b>a</b>	1/2	33 -3 4	34 <sup>1/2</sup> -36	36 <sup>1/2</sup> -38	38 <sup>1/2</sup> -40	40 <sup>1/2</sup> -42	42 <sup>1/2</sup> -44	44 <sup>1/2</sup> -47	48 -50	51 <sup>1/2</sup> -53	54 -56
CINTURA <b>b</b>	1/2	27 -28 <sup>1/2</sup>	29 30 <sup>1/2</sup>	31- 2 <sup>1/2</sup>	33- 4 <sup>1/2</sup>	35 -36 <sup>1/2</sup>	37- 8 <sup>1/2</sup>	39 -41 <sup>1/2</sup>	42 -44 <sup>1/2</sup>	45 -47 <sup>1/2</sup>	48 -50 <sup>1/2</sup>
CADERA <b>c</b>	1/2	33 -3 4	34 <sup>1/2</sup> -36	36 <sup>1/2</sup> -38	38 <sup>1/2</sup> -40	40 <sup>1/2</sup> -42	42 <sup>1/2</sup> -44	44 <sup>1/2</sup> -47	48 -50	51 <sup>1/2</sup> -53	54 -56
MANGAS <b>d</b>	1/4	7 <sup>1/4</sup>	7 <sup>1/2</sup>	7 <sup>3/4</sup>	8	8 <sup>1/2</sup>	9	9 <sup>1/4</sup>	9 <sup>1/2</sup>	9 <sup>3/4</sup>	10

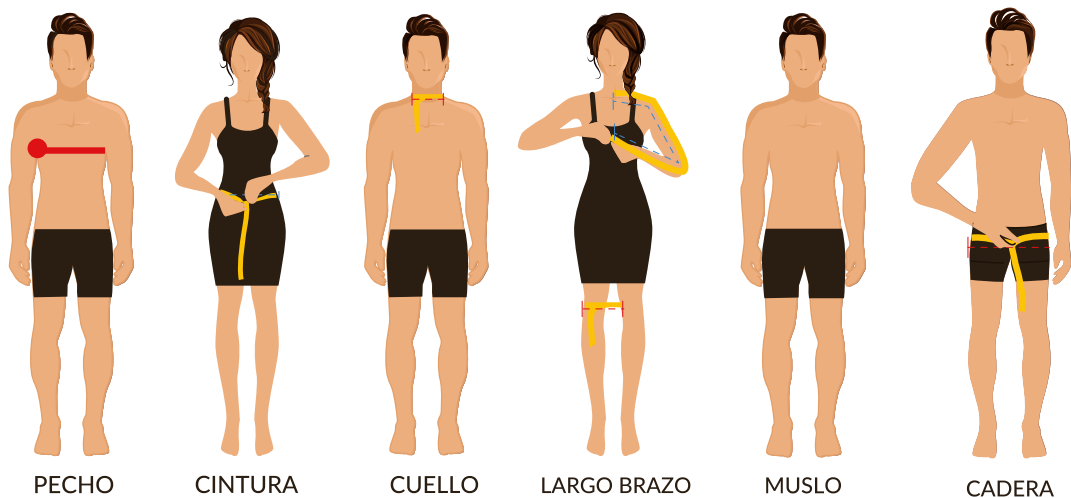
## FILIPINA CHEF

TALLA	2XS/32	XS/34	S/36	M/38	L/40	XL/42	2XL/44	3XL/46	4XL/48
PECHO	21" - 22"	22" - 23"	23" - 24"	24" - 25"	25" - 26"	26" - 27"	27" - 28"	28" - 29"	29" - 30"
CINTURA	20" - 21 1/4"	21" - 22 1/4"	22" - 23 1/4"	23" - 24 1/4"	24" - 25 1/4"	25" - 26 1/4"	26" - 27 1/4"	27" - 28 1/4"	28" - 29 1/4"
CUELLO	14" - 14 1/2"	14 1/2" - 15"	15" - 15 1/2"	15 1/2" - 16"	16" - 16 1/2"	16 1/2" - 17"	17" - 17 1/2"	17 1/2" - 18"	18" - 18 1/2"
LARGO MANGA (Centro espalda a puño)	26"	26 1/2"	27 1/2" 2	8"	28 1/2" 2	9"	29 1/2"	30"	31"

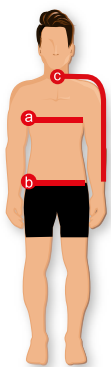
## PANTALÓN CHEF

TALLA	2XS/32	XS/34	S/36	M/38	L/40	XL/42	2XL/44	3XL/46	4XL/48
CINTURA	34 1/8	36 1/8	38 1/8	40 1/8	42 1/8	44 1/8	46 1/8	48 1/8	50 1/8
CADERA	38 1/8	40 1/8	42 1/8	44 1/4	46 1/4	48 3/8	50 3/8	52 3/8	54 1/2
MUSLO	24	24 7/8	26 1/8	27 1/4	28 3/8	29 1/2	30 5/8	31 3/4	32 7/8

\*TODAS LAS MEDIDAS SON EN PULGADAS



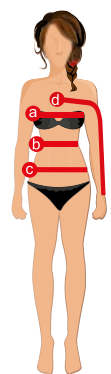
# ROUGHTEK TOPS



## ULTRÓN NARANJA, ULTRÓN HI VIS, ULTRÓN FR, NATRÓN Y AUSSI CABALLERO

PUNTO DE MEDICIÓN	2XS	XS	S	M	L	XL	2XL	3XL	4XL
a PECHO	40P - 41 1/2P	41 1/2P - 43 1/2P	43 1/2P - 45 1/2P	45 1/2P - 47 1/2P	47 1/2P - 49 1/2P	49 1/2P - 51 1/2P	52P - 54P	55P - 58P	59P - 62P
b CADERA	39P - 39 1/2P	40P - 41 1/2P	41 1/2P - 43 1/2P	43 1/2P - 45 1/2P	45 1/2P - 47 1/2P	47 1/2P - 49 1/2P	49 1/2P - 51 1/2P	52P - 54P	55P - 58P
c LARGO MANGA CENTRO	32 1/2P	33 1/2P	34P	34 1/2P	35P	35 1/2P	37P	37P	37 1/2P

## ULTRÓN NARANJA, ULTRÓN HI VIS, ULTRÓN FR, NATRÓN Y AUSSI DAMA



PUNTO DE MEDICIÓN	2XS	XS	S	M	L	XL	2XL
a PECHO	33P - 34P	34 1/2P - 36P	36 1/2P - 38P	38 1/2P - 40P	40 1/2P - 41 1/2P	41 1/2P - 43 1/2P	43 1/2P - 45 1/2P
b CINTURA	29P - 31 1/2P	32P - 33 1/2P	34P - 35 1/2P	35 1/2P - 36 1/2P	37P - 39P	39 1/2P - 41P	41 1/2P - 43P
c CADERA	35P - 36P	36 1/2P - 38P	38 1/2P - 40P	40 1/2P - 42P	42 1/2P - 44P	44 1/2P - 46P	46 1/2P - 48P
d LARGO MANGA CENTRO	29P	30P	31P	32P	32 1/2P	33P	33 1/2P

## HERKIMER PANTALÓN CABALLERO

TALLA	TOL +/-	28	29	30	31	32	33	34	36	38	40	42	44	46	48	50
CINTURA	1/2"	29"	30"	31"	32"	33"	34"	35"	37"	39"	41"	43"	45"	47"	49"	51"
CADERA	1/2"	39"	40"	41"	42"	43"	44"	45"	47"	49"	51"	53"	55"	57"	59"	61"

## HERKIMER PANTALÓN DAMA

TALLA	TOL +/-	1	3	5	7	9	11	13	15	17	19	21	23	25
CINTURA	1/2"	26 1/2"	28"	29 1/2"	31"	32 1/2"	34"	35 1/2"	37"	38 1/2"	40"	41 1/2"	43 1/2"	44 1/2"
CADERA	1/2"	33 3/4"	35 1/4"	36 3/4"	38 1/4"	39 3/4"	41 1/4"	42 3/4"	44 1/4"	45 3/4"	47 1/4"	48 3/4"	50 1/4"	51 3/4"

## LOBO PANTALÓN CABALLERO

TALLA	TOL +/-	28	29	30	31	32	33	34	36	38	40	42	44	46	48
CINTURA	1/2"	29"	30"	31"	32"	33"	34"	35"	37"	39"	41"	43"	45"	47"	49"
LARGO Entrepierna	1/2"	32"	32"	32"	32"	32"	32"	32"	32"	32"	32"	32"	32"	32"	32"
CADERA	1/2"	36 1/2"	37 1/4"	38"	38 3/4"	39 1/2"	40 1/4"	41"4	3"	45"	46 1/2"	48"	49 1/2"	51 1/2"	53 1/2"
MUSLO	1/2"	23 1/2"	24"	24 1/2"	25 1/8"	25 3/4"	26 3/8"	27"	27 5/8"	28 3/8"	29 1/8"	29 7/8"	30 5/8"	31 3/4"	32 7/8"
RODILLA	1/2"	17 1/2"	17 7/8"	18 1/4"	18 3/4"	19 1/4"	19 3/4"	20 1/4"	21 1/4"	21 3/4"	22 1/4"	23"	23 3/4"	24 1/2"	25 1/4"
BASTILLA	1/2"	17 1/2"	17 1/2"	17 1/2"	17 1/2"	18 1/4"	18 1/4"	18 1/4"	19"1	9"	19"2	0"	20"	20 1/2"	20 1/2"



CINTURA



CINTURA



CADERA